

BE version: rear shaft 13mm- 2x M2.5 on diam. 19.05 mm

### Characteristics

STEP ANGLE  
1,8°

STEP ANGLE ACCURACY  
± 5%

INSULATION CLASS  
B

AMBIENT TEMPERATURE  
-20°C +50°C

TEMP. RISE  
80°C MAX (RATED CURRENT, 2 PHASE ON)

INSULATION RESISTANCE  
100 M OHM MIN. 500 VDC

DIELECTRIC STRENGTH  
500 VAC FOR ONE MINUTE

SHAFT RADIAL PLAY  
0,02 MAX (450 G LOAD)

SHAFT AXIAL PLAY  
0,08 MAX. (450 G LOAD)

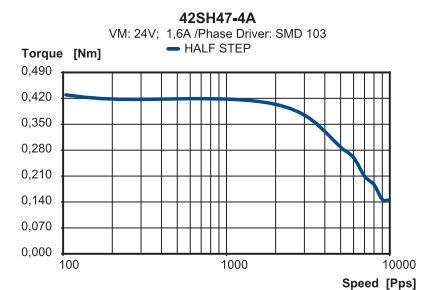
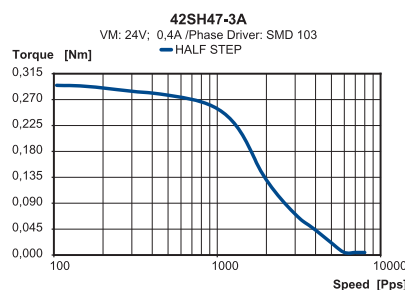
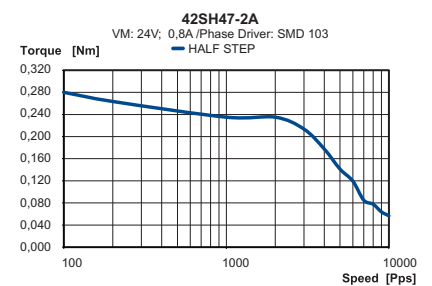
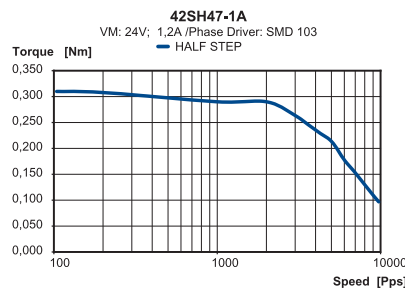
MAX RADIAL FORCE  
28 N (20 MM FROM FRONT FLANGE)

MAX AXIAL FORCE  
10 N

### Specification

Model		42SH47-1A	42SH47-2A	42SH47-3A	42SH47-4A	
1	RATED VOLTAGE	V	4	6	12	2,8
2	CURRENT/PHASE	A	1,2	0,8	0,4	1,68
3	RESISTANCE/PHASE	Ω	3,3	7,5	30	1,65
4	INDUCTANCE/PHASE	mH	2,8	6,3	25	2,8
5	HOLDING TORQUE	NM	0,317	0,317	0,317	0,44
6	ROTOR INERTIA	G-CM <sup>2</sup>	68	68	68	68
7	WEIGHT	KG	0,35	0,35	0,35	0,35
8	NUMBER OF LEADS	N°	6	6	6	4

### Speed vs. Torque Characteristics



### Connection

LEAD N°	COLOR	GAUGE	FUNCTION
1	BLACK	UL1430 AWG26	PHASE A
2	GREEN	UL1430 AWG26	PHASE A-
3	RED	UL1430 AWG26	PHASE B
4	BLUE	UL1430 AWG26	PHASE B-
<b>UNIPOLAR MOTOR</b>			
5	YELLOW	UL1430 AWG26	COM PHASE A
6	WHITE	UL1430 AWG26	COM PHASE B

