

BE version: rear shaft 13mm- 2x M2.5 on diam. 46 mm

Characteristics

STEP ANGLE
1,8°

STEP ANGLE ACCURACY
± 5%

INSULATION CLASS
B

AMBIENT TEMPERATURE
-20°C +50°C

TEMP. RISE
80°C MAX (RATED CURRENT, 2 PHASE ON)

INSULATION RESISTANCE
100 M OHM MIN. 500 VDC

DIELECTRIC STRENGTH
500 VAC FOR ONE MINUTE

SHAFT RADIAL PLAY
0,02 MAX (450 G LOAD)

SHAFT AXIAL PLAY
0,08 MAX. (450 G LOAD)

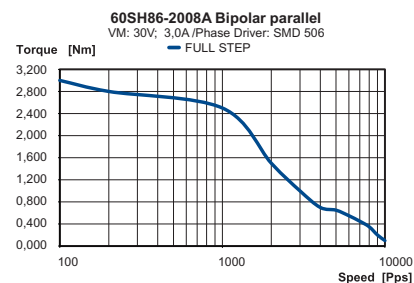
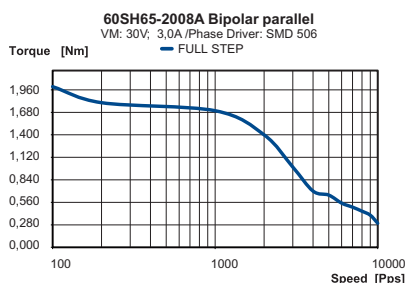
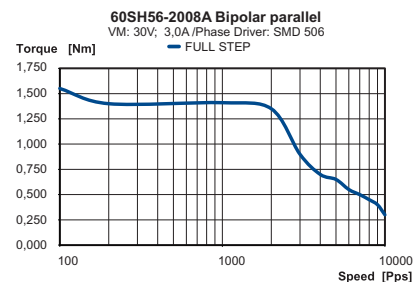
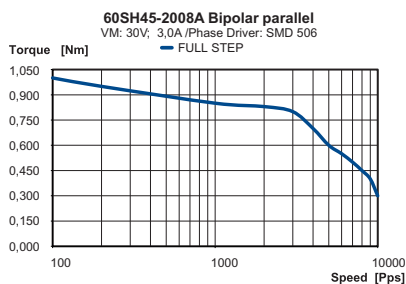
MAX RADIAL FORCE
75 N (20 MM FROM FRONT FLANGE)

MAX AXIAL FORCE
15 N

Specification

Model	60SH45-2008AF			60SH56-2008AF			60SH65-2008AF			60SH86-2008AF		
	UNIPOLAR	PARALLEL	SERIES	UNIPOLAR	PARALLEL	SERIES	UNIPOLAR	PARALLEL	SERIES	UNIPOLAR	PARALLEL	SERIES
1 RATED VOLTAGE V	3	2,1	4,2	3,6	2,52	5,04	4,8	3,36	6,72	6	4,17	8,4
2 CURRENT/PHASE A	2	2,8	1,4	2	2,8	1,4	2	2,8	1,4	2	2,8	1,4
3 RESISTANCE/PHASE Ω	1,5	0,75	3	1,8	0,9	3,6	2,4	1,2	4,8	3	1,5	6
4 INDUCTANCE/PHASE MH	2	2	8	3,6	3,6	14,4	4,6	4,6	18,4	6,8	6,8	27,2
5 HOLDING TORQUE NM	0,78	1,1	1,1	1,17	1,65	1,65	1,5	2,1	2,1	2,2	3,1	3,1
6 ROTOR INERTIA g·CM ²	275			400			570			840		
7 WEIGHT KG	0,6			0,77			1,2			1,4		
8 NUMBER OF LEADS N°	8			8			8			8		
9 LENGTH MM	45			56			65			86		

Speed vs. Torque Characteristics



Connection

LEAD N°	COLOR	GAUGE	FUNCTION
1	BLUE/WHITE	UL1430 AWG22	PHASE A
2	BLUE	UL1430 AWG22	PHASE A-
3	RED/WHITE	UL1430 AWG22	PHASE C-
4	RED	UL1430 AWG22	PHASE C
5	GREEN/WHITE	UL1430 AWG22	PHASE B
6	GREEN	UL1430 AWG22	PHASE B-
7	BLACK/WHITE	UL1430 AWG22	PHASE D-
8	BLACK	UL1430 AWG22	PHASE D

